




PROJECT/PROGRAM/ACTIVITY	PROJECT DESCRIPTION	STATUS/REMARKS/ACCOMPLISHMENTS	
1. BRO Pag-IBIG	BRO PAG IBIG is a climate change adaptation program of the PGI. It aims to help farmers lessen their vulnerability to the effects of climate change by helping them build sturdy houses through affordable housing program.	ENROLLED BENEFICIARIES	
		SMALL FARMER	686
		TOBACCO FARMER	1154
		NMIAC	614
		TOTAL	2489
		AMOUNT	₱ 248,900
		24 MONTHS PAID PREMIUM	
			35
2. BRO SSS-M	BRO Sapat na Seguridad para sa mga Magsasaka or BRO SSS-M is a social protection program of the Provincial Government of Isabela (PGI) for the small farmers in cases of sickness, maternity, disability, retirement, and funeral.	ENROLLED BENEFICIARIES	
		SMALL FARMER	191
		TOBACCO FARMER	1088
		NMIAC	780
		TOTAL	2059
		AMOUNT	₱ 823,600
		CLAIMS	
		TYPE	NAME
		FUNERAL	GUINGAB, DENNIS
		DEATH	MANAGUELOD
			AMOUNT
			20,000
			3,200

PREPARED BY:	CERTIFIED CORRECT:
<div>  RAMIO C. BERNANDINO Administrative Aide III </div>	<div>  MANUEL S. ACIERTO Head, BRO FAP Office </div>

	BRO OFFICE	JUNE
		MONTH
	Accomplishment Report	2021
		YEAR

PROJECT/PROGR AM/ACTIVITY	PROJECT DESCRIPTION	STATUS/REMARKS/ ACCOMPLISHMENTS																																																																						
3. BRO Paneguro sa Pananim (BRO-PSP)	The BRO PSP Program aims to protect and help small farmers recover from their crop losses caused by natural calamities such as floods, typhoons, quakes, other extreme weather events and from insect/pest infestations by insuring their crops with PCIC. The PGI, in behalf of the farmers, will pay its premium and the PCIC shall indemnify the farmers directly upon completion and verification documents submitted and evaluation of the damaged crops,	NUMBER OF FARMER-BENEFICIARIES OF BRO-PSP <i>For the month of June 2021</i>																																																																						
		<table><tr><th>Mun/City</th><th>No. of Farmers</th><th>Area Insured</th><th>Amount of Cover</th><th>Premium paid by the PGI</th></tr><tr><td colspan="5">No enrollees for this month</td></tr><tr><td>TOTAL</td><td>0</td><td>0.00</td><td>0.00</td><td>0.00</td></tr></table>	Mun/City	No. of Farmers	Area Insured	Amount of Cover	Premium paid by the PGI	No enrollees for this month					TOTAL	0	0.00	0.00	0.00																																																							
		Mun/City	No. of Farmers	Area Insured	Amount of Cover	Premium paid by the PGI																																																																		
		No enrollees for this month																																																																						
		TOTAL	0	0.00	0.00	0.00																																																																		
		<table><tr><td>Balance as of May 31, 2021</td><td>66,060.20</td></tr><tr><td>Less: Premium paid – June 2021</td><td>0.00</td></tr><tr><td>FUND BALANCE</td><td>₱66,060.20</td></tr></table>	Balance as of May 31, 2021	66,060.20	Less: Premium paid – June 2021	0.00	FUND BALANCE	₱66,060.20																																																																
		Balance as of May 31, 2021	66,060.20																																																																					
		Less: Premium paid – June 2021	0.00																																																																					
		FUND BALANCE	₱66,060.20																																																																					
4. BRO Ayuda sa Presyo (BRO-ASAP)	This program of the PGI provides for the grant of a “premium price” of P2.00 per kilo of palay sold to the National Food Authority (NFA) by the small farmers as incentive to their production.	Palay Price Support Incentive per Municipality																																																																						
		<table><tr><th>Mun/City</th><th>No. of Farmers</th><th>No. of Bags</th><th>Net kg.</th><th>Price Support by the PGI</th></tr><tr><td>Alicia</td><td>35</td><td>1,948</td><td>96,501.56</td><td>174,540.00</td></tr><tr><td>Burgos</td><td>5</td><td>416</td><td>24,511.47</td><td>25,000.00</td></tr><tr><td>Cabagan</td><td>14</td><td>875</td><td>41,899.21</td><td>67,094.00</td></tr><tr><td>Cabatuan</td><td>3</td><td>220</td><td>12,479.10</td><td>15,000.00</td></tr><tr><td>Cauayan</td><td>1</td><td>115</td><td>5,566.27</td><td>5,000.00</td></tr><tr><td>Delfin Albano</td><td>32</td><td>1,088</td><td>51,111.99</td><td>80,000.00</td></tr><tr><td>Gamu</td><td>20</td><td>1,174</td><td>62,367.19</td><td>98,342.00</td></tr><tr><td>Mallig</td><td>25</td><td>497</td><td>24,408.77</td><td>124,116.00</td></tr><tr><td>Ramon</td><td>2</td><td>151</td><td>8,663.65</td><td>10,000.00</td></tr><tr><td>San Isidro</td><td>2</td><td>243</td><td>16,744.64</td><td>9,684.00</td></tr><tr><td>San Manuel</td><td>5</td><td>330</td><td>18,072.64</td><td>24,952.00</td></tr><tr><td>Sto. Tomas</td><td>28</td><td>2,143</td><td>102,466.02</td><td>140,000.00</td></tr><tr><td>TOTAL</td><td>172</td><td>9,200</td><td>464,792.50</td><td>₱773,728.00</td></tr></table>	Mun/City	No. of Farmers	No. of Bags	Net kg.	Price Support by the PGI	Alicia	35	1,948	96,501.56	174,540.00	Burgos	5	416	24,511.47	25,000.00	Cabagan	14	875	41,899.21	67,094.00	Cabatuan	3	220	12,479.10	15,000.00	Cauayan	1	115	5,566.27	5,000.00	Delfin Albano	32	1,088	51,111.99	80,000.00	Gamu	20	1,174	62,367.19	98,342.00	Mallig	25	497	24,408.77	124,116.00	Ramon	2	151	8,663.65	10,000.00	San Isidro	2	243	16,744.64	9,684.00	San Manuel	5	330	18,072.64	24,952.00	Sto. Tomas	28	2,143	102,466.02	140,000.00	TOTAL	172	9,200	464,792.50	₱773,728.00
		Mun/City	No. of Farmers	No. of Bags	Net kg.	Price Support by the PGI																																																																		
		Alicia	35	1,948	96,501.56	174,540.00																																																																		
		Burgos	5	416	24,511.47	25,000.00																																																																		
		Cabagan	14	875	41,899.21	67,094.00																																																																		
		Cabatuan	3	220	12,479.10	15,000.00																																																																		
		Cauayan	1	115	5,566.27	5,000.00																																																																		
		Delfin Albano	32	1,088	51,111.99	80,000.00																																																																		
		Gamu	20	1,174	62,367.19	98,342.00																																																																		
Mallig	25	497	24,408.77	124,116.00																																																																				
Ramon	2	151	8,663.65	10,000.00																																																																				
San Isidro	2	243	16,744.64	9,684.00																																																																				
San Manuel	5	330	18,072.64	24,952.00																																																																				
Sto. Tomas	28	2,143	102,466.02	140,000.00																																																																				
TOTAL	172	9,200	464,792.50	₱773,728.00																																																																				
<table><tr><td>Balance as of May 31, 2021</td><td>7,337,089.28</td></tr><tr><td>Less: Price Support – June 2021</td><td>773,728.00</td></tr><tr><td>FUND BALANCE</td><td>₱6,563,361.28</td></tr></table>	Balance as of May 31, 2021	7,337,089.28	Less: Price Support – June 2021	773,728.00	FUND BALANCE	₱6,563,361.28																																																																		
Balance as of May 31, 2021	7,337,089.28																																																																							
Less: Price Support – June 2021	773,728.00																																																																							
FUND BALANCE	₱6,563,361.28																																																																							

Prepared by: <div>  JULIUS CESAR A. GANABO Program Coordinator </div> <div>  SANDY C. MANALIGOD Program Coordinator </div>	Certified Correct: <div>  MANUEL S. ACIERTO Program Manager </div>
---	--