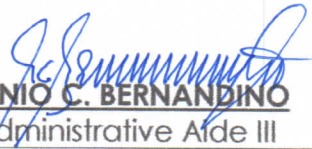


	BRO OFFICE	JANUARY
		MONTH
	Accomplishment Report	2021
		YEAR

PROJECT/PROGRAM/ACTIVITY	PROJECT DESCRIPTION	STATUS/REMARKS/ACCOMPLISHMENTS			
1. BRO Pag-IBIG	BRO PAG IBIG is a climate change adaptation program of the PGI. It aims to help farmers lessen their vulnerability to the effects of climate change by helping them build sturdy houses through affordable housing program.	ENROLLED BENEFICIARIES			
		SMALL FARMER	TOBACCO FARMER	TOTAL	AMOUNT
		864	1154	2018	P201,800
2. BRO SSS-M	BRO Sapat na Seguridad para sa mga Magsasaka or BRO SSS-M is a social protection program of the Provincial Government of Isabela (PGI) for the small farmers in cases of sickness, maternity, disability, retirement, and funeral.	ENROLLED BENEFICIARIES			
		SMALL FARMER	TOBACCO FARMER	TOTAL	AMOUNT
		383	1088	1471	P588,400
		CLAIMS			
		TYPE	NAME	AMOUNT	
		FUNERAL CLAIM	GALAPON, EDISON	20,000	
		DEATH CLAIM	PABRO	8,100	

PREPARED BY:  RANIO C. BERNANDINO Administrative Aide III	CERTIFIED CORRECT:  MANUEL S. ACIERTO Head, BRO FAP Office
--	---



Nagkaisa Para sa Isabela!

	BRO OFFICE	JANUARY
		MONTH
	Accomplishment Report	2021
		YEAR

PROJECT/PROGR AM/ACTIVITY	PROJECT DESCRIPTION	STATUS/REMARKS/ ACCOMPLISHMENTS																																																																																																
3. BRO Paneguro sa Pananim (BRO-PSP)	The BRO PSP Program aims to protect and help small farmers recover from their crop losses caused by natural calamities such as floods, typhoons, quakes, other extreme weather events and from insect/pest infestations by insuring their crops with PCIC. The PGI, in behalf of the farmers, will pay its premium and the PCIC shall indemnify the farmers directly upon completion and verification documents submitted and evaluation of the damaged crops,	<div>NUMBER OF FARMER-BENEFICIARIES OF BRO-PSP For the month of January 2021</div> <table><tr><th>Mun/City</th><th>No. of Farmers</th><th>Area Insured</th><th>Amount of Cover</th><th>Premium paid by the PGI</th></tr><tr><td>Iligan</td><td>9</td><td>9.00</td><td>135,000.00</td><td>19,980.00</td></tr><tr><td>Sta. Maria</td><td>20</td><td>14.44</td><td>216,600.00</td><td>21,789.96</td></tr><tr><td>San Pablo</td><td>44</td><td>39.20</td><td>588,000.00</td><td>87,024.00</td></tr><tr><td>TOTAL</td><td>73</td><td>62.64</td><td>939,600.00</td><td>₱128,793.96</td></tr></table> <div><table><tr><td>Balance as of December 31, 2020</td><td>837,645.90</td></tr><tr><td>Less: Premium paid - January 2021</td><td>128,793.96</td></tr><tr><td>FUND BALANCE</td><td>₱708,851.94</td></tr></table></div>	Mun/City	No. of Farmers	Area Insured	Amount of Cover	Premium paid by the PGI	Iligan	9	9.00	135,000.00	19,980.00	Sta. Maria	20	14.44	216,600.00	21,789.96	San Pablo	44	39.20	588,000.00	87,024.00	TOTAL	73	62.64	939,600.00	₱128,793.96	Balance as of December 31, 2020	837,645.90	Less: Premium paid - January 2021	128,793.96	FUND BALANCE	₱708,851.94																																																																	
Mun/City	No. of Farmers	Area Insured	Amount of Cover	Premium paid by the PGI																																																																																														
Iligan	9	9.00	135,000.00	19,980.00																																																																																														
Sta. Maria	20	14.44	216,600.00	21,789.96																																																																																														
San Pablo	44	39.20	588,000.00	87,024.00																																																																																														
TOTAL	73	62.64	939,600.00	₱128,793.96																																																																																														
Balance as of December 31, 2020	837,645.90																																																																																																	
Less: Premium paid - January 2021	128,793.96																																																																																																	
FUND BALANCE	₱708,851.94																																																																																																	
4. BRO Ayuda sa Presyo (BRO-ASAP)	This program of the PGI provides for the grant of a "premium price" of P2.00 per kilo of palay sold to the National Food Authority (NFA) by the small farmers as incentive to their production,	<div>Palay Price Support Incentive per Municipality</div> <table><tr><th>Mun/City</th><th>No. of Farmers</th><th>No. of Bags</th><th>Net kg.</th><th>Price Support by the PGI</th></tr><tr><td>Alicia</td><td>1</td><td>115</td><td>5,925.27</td><td>4,000.00</td></tr><tr><td>Aurora</td><td>2</td><td>115</td><td>9,127.89</td><td>7,032.47</td></tr><tr><td>Burgos</td><td>15</td><td>1,130</td><td>57,643.70</td><td>52,492.54</td></tr><tr><td>Cabagan</td><td>3</td><td>224</td><td>9,533.70</td><td>7,476.00</td></tr><tr><td>Cabatuan</td><td>1</td><td>83</td><td>4,217.12</td><td>4,000.00</td></tr><tr><td>Echague</td><td>3</td><td>271</td><td>12,112.35</td><td>9,946.00</td></tr><tr><td>Gamu</td><td>7</td><td>632</td><td>32,706.95</td><td>26,656.55</td></tr><tr><td>Luna</td><td>1</td><td>73</td><td>3,777.06</td><td>3,777.06</td></tr><tr><td>Mallig</td><td>22</td><td>2,651</td><td>129,953.85</td><td>104,972.76</td></tr><tr><td>Quezon</td><td>7</td><td>782</td><td>38,059.70</td><td>25,769.60</td></tr><tr><td>Ramon</td><td>3</td><td>131</td><td>7,058.54</td><td>6,533.34</td></tr><tr><td>Roxas</td><td>2</td><td>214</td><td>10,779.77</td><td>6,650.40</td></tr><tr><td>San Isidro</td><td>1</td><td>98</td><td>4,357.00</td><td>4,000.00</td></tr><tr><td>San Manuel</td><td>6</td><td>302</td><td>14,141.18</td><td>14,140.71</td></tr><tr><td>San Mateo</td><td>10</td><td>560</td><td>28,759.79</td><td>26,931.00</td></tr><tr><td>Tumauini</td><td>7</td><td>432</td><td>21,601.99</td><td>20,052.29</td></tr><tr><td>TOTAL</td><td>91</td><td>7,813</td><td>389,755.86</td><td>₱324,430.72</td></tr></table> <div><table><tr><td>Balance as of Dec. 31, 2020</td><td>10,000,000.00</td></tr><tr><td>Less: Price Support – Jan. 2021</td><td>324,430.72</td></tr><tr><td>FUND BALANCE</td><td>₱9,675,569.28</td></tr></table></div>	Mun/City	No. of Farmers	No. of Bags	Net kg.	Price Support by the PGI	Alicia	1	115	5,925.27	4,000.00	Aurora	2	115	9,127.89	7,032.47	Burgos	15	1,130	57,643.70	52,492.54	Cabagan	3	224	9,533.70	7,476.00	Cabatuan	1	83	4,217.12	4,000.00	Echague	3	271	12,112.35	9,946.00	Gamu	7	632	32,706.95	26,656.55	Luna	1	73	3,777.06	3,777.06	Mallig	22	2,651	129,953.85	104,972.76	Quezon	7	782	38,059.70	25,769.60	Ramon	3	131	7,058.54	6,533.34	Roxas	2	214	10,779.77	6,650.40	San Isidro	1	98	4,357.00	4,000.00	San Manuel	6	302	14,141.18	14,140.71	San Mateo	10	560	28,759.79	26,931.00	Tumauini	7	432	21,601.99	20,052.29	TOTAL	91	7,813	389,755.86	₱324,430.72	Balance as of Dec. 31, 2020	10,000,000.00	Less: Price Support – Jan. 2021	324,430.72	FUND BALANCE	₱9,675,569.28
Mun/City	No. of Farmers	No. of Bags	Net kg.	Price Support by the PGI																																																																																														
Alicia	1	115	5,925.27	4,000.00																																																																																														
Aurora	2	115	9,127.89	7,032.47																																																																																														
Burgos	15	1,130	57,643.70	52,492.54																																																																																														
Cabagan	3	224	9,533.70	7,476.00																																																																																														
Cabatuan	1	83	4,217.12	4,000.00																																																																																														
Echague	3	271	12,112.35	9,946.00																																																																																														
Gamu	7	632	32,706.95	26,656.55																																																																																														
Luna	1	73	3,777.06	3,777.06																																																																																														
Mallig	22	2,651	129,953.85	104,972.76																																																																																														
Quezon	7	782	38,059.70	25,769.60																																																																																														
Ramon	3	131	7,058.54	6,533.34																																																																																														
Roxas	2	214	10,779.77	6,650.40																																																																																														
San Isidro	1	98	4,357.00	4,000.00																																																																																														
San Manuel	6	302	14,141.18	14,140.71																																																																																														
San Mateo	10	560	28,759.79	26,931.00																																																																																														
Tumauini	7	432	21,601.99	20,052.29																																																																																														
TOTAL	91	7,813	389,755.86	₱324,430.72																																																																																														
Balance as of Dec. 31, 2020	10,000,000.00																																																																																																	
Less: Price Support – Jan. 2021	324,430.72																																																																																																	
FUND BALANCE	₱9,675,569.28																																																																																																	

Prepared by:  JULIUS CESAR A. GANABO Program Coordinator  SANDY C. MANALIGOD Program Coordinator	Certified Correct:  MANUEL S. ACIERTO Program Manager
--	--